

RESEARCH ARTICLE

Open Access

Safety and effectiveness of vinflunine in patients with metastatic transitional cell carcinoma of the urothelial tract after failure of one platinum-based systemic therapy in clinical practice

Daniel Castellano¹, Javier Puente², Guillermo de Velasco³, Isabel Chirivella⁴, Pilar López-Criado⁵, Nicolás Mohedano⁶, Ovidio Fernández⁷, Iciar García-Carbonero⁸, María Belén González⁹ and Enrique Grande^{10*}

Abstract

Background: Patients with transitional cell carcinoma of the urothelial tract (TCCU) who fail initial platinum-based chemotherapy for advanced disease represent a challenge in daily clinical practice. Vinflunine is approved by the European Medicine Agency (EMA) but, up to now, limited experience has been reported outside clinical trials.

Methods: We assessed the efficacy and safety of vinflunine in an unselected group of 102 consecutive patients with metastatic TCCU.

Results: The median age was 67 years (range 45–83). Among the most common comorbidities that patients presented at baseline were hypertension (50.5%) and diabetes (20.7%). Distant metastases were present in retroperitoneal nodes (58%), lung (29.3%), and bone (20.2%). The ECOG 0, 1 and 2 performance status at the start of vinflunine were 31.3%, 60.6% and 8.1%, respectively. The most commonly reported adverse events of any grade were constipation 70.6% (5.9% grade 3–4), vomiting 49.1% (2% grade 3–4), neutropenia 48.1% (12.8% grade 3–4) and abdominal pain 34.3% (4.9% grade 3–4). A median of 4 cycles of vinflunine was administered per patient (range 1–18). Median progression free and overall survival for all patients (N = 102) were 3.9 months (2.3-5.5) and 10 months (7.3-12.8), respectively. Time to tumor progression was 4.3 months (2.6-5.9). Two patients (2%) achieved CR, 23 (22.5%) patients had PR, and 42 (41.2%) presented SD as best response. The clinical benefit rate with vinflunine was 65.7%.

Conclusions: Our results show that the behavior of vinflunine in routine clinical practice resembles that of the pivotal phase III randomized study.

Keywords: Activity, Community setting, Second-line, Urothelial carcinoma, Vinflunine

Background

Transitional cell cancer of the urothelial tract (TCCU) represents a major health problem worldwide. In fact, TCCUs are the sixth most common type of cancer in western countries [1]. Traditionally, advanced TCCUs have been considered chemosensitive tumors based on high radiological response rates of 40-70% with cisplatin-based schemes such as gemcitabine-cisplatin (GC), methotrexate,

vinblastine, doxorubicin, and cisplatin (M-VAC) or paclitaxel, cisplatin, and gemcitabine (PCG) [2-4]. Unfortunately, responses are not maintained over time and median progression free and overall survivals rarely exceed 8 and 15 months, respectively, when metastatic TCCU patients are treated in first-line [5-8]. Patients who fail the initial systemic approach for advanced disease represent a challenge in daily clinical practice.

In the last decade, wide ranges of single agents or combination schemes have been tested for activity in patients who are resistant to previous platinum approaches. The drugs explored in this setting included paclitaxel, [9] nab-

* Correspondence: egrande@oncologiahrc.com

¹⁰Medical Oncology Department, Ramón y Cajal University Hospital, Ctra. de Colmenar Viejo km. 9,100, 28034 Madrid, Spain

Full list of author information is available at the end of the article

paclitaxel, [10] irinotecan, [11] ixabepilone, [12] bortezomib, [13] pemetrexed, [14] oxaliplatin, [15] ifosfamide, [16] lapatinib, [17] docetaxel, [18] gemcitabine, [19] topotecan, [20] gefitinib, [21] sorafenib, [22] sunitinib, [23] and pazopanib [24]. The most promising combined chemotherapy schemes among those studied were paclitaxel plus gemcitabine, [25] ifosfamide plus gemcitabine [26] or carboplatin plus paclitaxel [27]. Despite the great efforts and resources devoted to all these trials, together with the number of patients involved, in most cases the clinical outcomes were disappointing with objective response rates ranging between 10 and 20%, median progression free survivals of 2–3 months, and median overall survivals of 6–9 months [28].

Vinflunine is the newest member of the vinca alkaloids family available to clinical practice [29]. As with other tubulin inhibitors, vinflunine prevents microtubule assembly during mitosis and induces apoptosis [30,31]. The main differentiating feature that distinguishes vinflunine from others vinca alkaloids is the affinity profile of vinflunine which has a greater effect on mitotic rather than axonal tubulin. Therefore, the result is a significantly reduced rate of neurotoxicity which allows for greater plasma concentrations of the drug [32]. The clinical activity of vinflunine in patients with metastatic TCCU was initially assessed in two non-randomized phase II trials [33,34]. The earlier phase II trials showed that the activity of vinflunine in 51 and 175 platinum-resistant TCCU patients achieved response rates of 18% and 15%, respectively, and median duration of responses were 9.1 and 6 months. Median progression free survival and overall survival were 3.0 and 6.6 months in the first trial, and 2.8 and 8.2 months in the second one. These consistent results led to a pivotal, multinational, and randomized study that compared vinflunine and best supportive care in second-line treatment of advanced TCCU patients who had previously progressed after a platinum-containing regimen [35]. A total of 370 patients were recruited and vinflunine was shown to be superior to the control arm in terms of the considered primary endpoint of the study which was overall survival in the intention to treat population (6.9 months vs. 4.6 months). However, these results were not found to be statistically significant (HR 0.88; 95% CI, 0.69-1.12; $P = 0.287$).

All others efficacy parameters favored vinflunine clinically and were statistically significant, such as overall survival in the analysis per protocol population (6.9 vs. 4.3 months: $P = 0.04$), overall response rate (16% vs 0%: $P = 0.0063$), disease control rate (41.1% vs 24.8%: $P = 0.0024$), and median progression free survival (3.0 months vs 1.5 months: $P = 0.0012$). The duration of objective responses was 7.4 months (95% CI 4.5 to 17.0 months) in those patients treated with vinflunine. Long-term overall survival data from this registration trial after a follow-up of more than 45 months confirmed the increase in total median overall survival with

vinflunine compared to best supportive care in the intention to treat population (6.9 months vs. 4.6 months) and the statistically significant increase in the eligible population (6.9 vs. 4.3 months; HR 0.78; 95% CI 0.61-0.96; $P = 0.00227$) [36]. As a result of this study, vinflunine was the first drug to receive approval from the European Medicine Agency (EMA) for use in platinum-resistant metastatic TCCU patients. We conducted a retrospective, observational, and non interventional study (according to the classification of the Spanish Health Authorities) to assess the impact of treatment with vinflunine in our daily practice in terms of toxicity, response rate, duration of response, progression free survival, and overall survival in an unselected subgroup of patients with metastatic TCCU who had progressed after only one previous line of platinum-containing regimen for advanced disease, and furthermore assessed the reproducibility of the clinical trial results in routine clinical practice.

Methods

One hundred and two consecutive outpatients with metastatic TCCU who were treated with vinflunine in 15 university and community hospitals spread all along Spain were analyzed for safety and activity. Patients started treatment between December 2009 and June 2013, and follow up and dose adjustments were performed according to local investigators criteria. A normalized database with uniform CRF's adapted to urothelial cancer features, was prepared for the data collection. Data were entered into databases by the own investigators. Concerning to the eligible population, it included adult patients with advanced TCCU who had previously failed to one prior first-line regimen based on platinum. All patients were offered for systemic treatment with vinflunine for the advanced disease under approved conditions. Dose delays and dose modifications were accepted according to the vinflunine package insert. All patients signed the correspondent inform consent in accordance to good clinical practices and local authorities regulation. The study was submitted for validation in the Ethic Committee Hospital 12 de Octubre as stated in the Royal Decree 223/2004 and Article 58 of Law 29/2006 for Post Authorization Retrospective studies. Moreover, it's a clinical routine practice the use of an Inform Consent for the patient to receive chemotherapy and the use of their data under the personal data protection as detailed in the Spanish Data Protection Law; Organic Law 15/1999 of December 13rd on the protection of personal data.

Patients were deemed ineligible for the analysis if they had received more than one previous chemotherapy regimen for metastatic disease or had received any non-approved chemotherapy agent after failure of a platinum-based scheme. The study included the following demographic variables: gender, age, prior cisplatin or

carboplatin regimens, response to first-line treatment approach, comorbidities, primary tumor location, pathological details, surgery performed for the primary tumor, and metastasis location. Objective clinical response [complete response (CR), partial response (PR), stable disease (SD), or progressive disease (PD)] was evaluated by Response Evaluation Criteria in Solid Tumors (RECIST) version 1.1 through computed tomography (CT) scans. To evaluate tumor response to treatment, thoracoabdominal CT scans were performed according to the investigator's routine clinical practice. Univariate analyses of overall survival and progression free survival were carried out using the Kaplan Meier method, with test of statistical significance performed using the log-rank test with 95% confidence intervals.

Progression free survival was measured from the date of consent to the use of vinflunine to either the date of first objective evidence of disease progression or date of death, whichever occurred first. Overall survival was measured from the date of consent to the use of vinflunine to the date of death from any cause. Estimates of hazard ratios were obtained using the Cox proportional hazards model. Tests of statistical significance were carried out at the 5% two-sided significance levels. All statistical analyses were performed using the SPSS for Windows software package (Rel. SPSS 14.0; SPSS Chicago, IL). The disease control rate was defined as the percentage of patients who had a best response rating of CR, PR, or SD.

Safety involved carrying out a toxicity assessment every time a patient visited an investigators' clinic or emergency room. Adverse events were reported according to the National Cancer Institute's (NCI) Common Terminology Criteria for Adverse Events (CTC AE; version 4.0).

Results

One hundred and two metastatic TCCU patients who had previously failed one prior platinum-containing systemic therapy were treated with vinflunine as a single agent in a second-line setting. Baseline characteristics are listed in Table 1. The median age was 67 years (range 45–83) and the majority of patients had the primary tumor located in the bladder (83.2%). Among the most common comorbidities that patients presented at baseline were hypertension (50.5%) and diabetes (20.7%). The majority of patients had urothelial carcinoma histology (88.2%) with a high degree of histological differentiation (86.9%). Up to 73.5% of patients required at least one previous transurethral resection for localized primary lesions. The most common locations for distant metastasis were the retroperitoneal nodes (58%) followed by lung metastasis (29.3%) and bone metastasis (20.2%). When beginning vinflunine, 60% of patients had a performance status of ECOG 1. Additionally, 31.3% and 8.1% of the patients presented ECOG 0 or 2,

Table 1 Baseline characteristics of the study population

Characteristics	Total, N = 102 (%)
Age, y	
Median	67
Range	45-83
Primary tumor location	
Bladder	84 (82.4%)
Renal pelvis	11 (10.8%)
Ureter	4 (3.9%)
Prostatic urethra	1 (1.0%)
Ureter + Renal pelvis	1 (1.0%)
Patients comorbidities	
Hypertension	50.5%
Diabetes	20.7%
Lipid metabolism alterations	14.4%
Heart medical records	7.8%
Lung diseases	13.3%
Location of distant metastasis	
Retroperitoneal nodes	58 (58.0%)
Lung	29 (29.3%)
Bone	20 (20.2%)
Liver	17 (17.2%)
ECOG performance status when starting vinflunine	
0	31 (31.3%)
1	60 (60.6%)
2	8 (8.1%)
Prior platinum Regimen	
Cisplatin	47 (47%)
Carboplatin	52 (51%)
Paclitaxel/gemcitabine	2 (2%)
Unknown	1 (1%)

respectively. Previous platinum-based treatment in first-line was split between cisplatin (47%) and carboplatin (51%). Two patients had received paclitaxel plus gemcitabine as first-line treatment. A total of 57.9% had achieved either PR or CR with a previous platinum-based chemotherapy. All patients were included for the assessment of toxicity. The most commonly reported adverse events of any grade were constipation 70.6% (5.9% grade 3–4), vomiting 49.1% (2% grade 3–4), neutropenia 48.1% (12.8% grade 3–4) and abdominal pain 34.3% (4.9% grade 3–4) (Table 2). No toxicity-related deaths were reported.

A median of 4 cycles of vinflunine was administered per patient (range, 1 cycle). The patients received an initial dose of 320 mg/m², 280 mg/m² or 250 mg/m² of vinflunine according to the summary of product

Table 2 Adverse events that occurred in more than 10% of 102 patients treated with vinflunine

Adverse event	All treated patients N = 102, N (%)	
	All grades	Grade 3/4
Constipation	72 (70.6%)	6 (5.9%)
Vomiting	50 (49.1%)	2 (2.0%)
Neutropenia	49 (48.1%)	13 (12.8%)
Abdominal pain	35 (34.3%)	5 (4.9%)

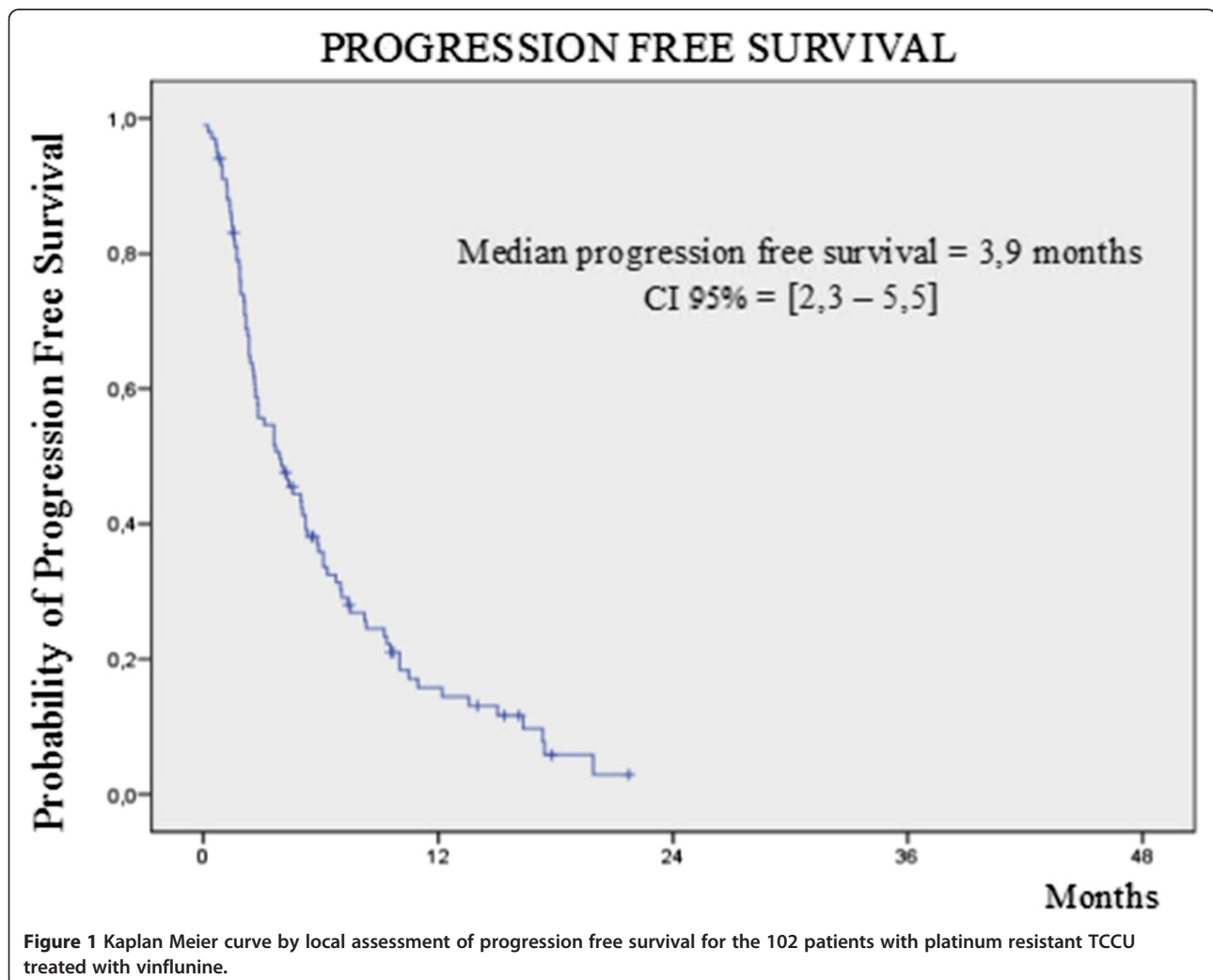
characteristics. 32 patients (31.37%), 43 patients (42.16%), and 12 patients (11.76%) of the patients received 320 mg/m², 280 mg/m² or 250 mg/m² of vinflunine respectively.

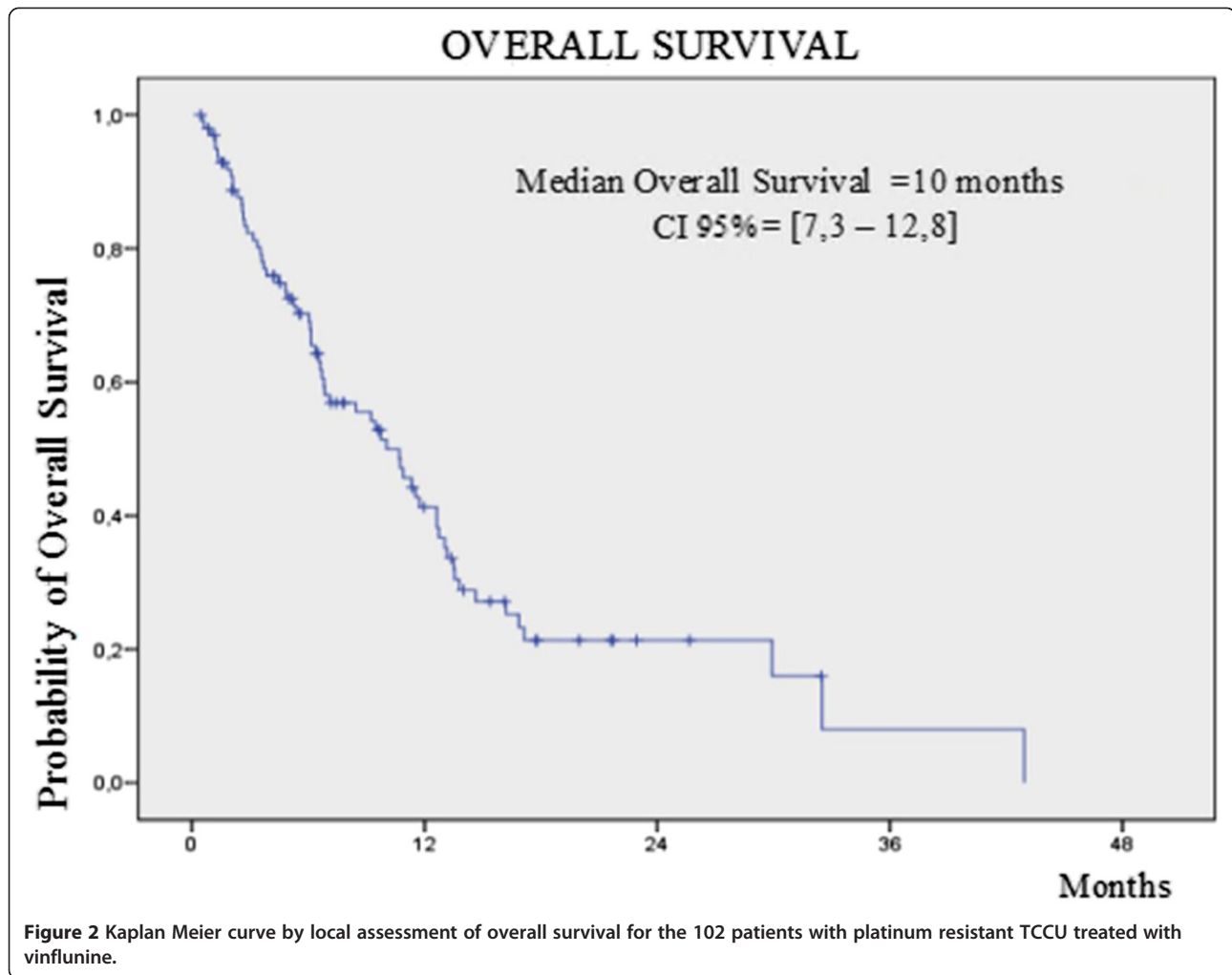
After a median follow up of 8.9 months, 81 (79.4%) patients had progressive disease and 66 (64.7%) had died by any cause. Median progression free and overall survival for all patients (N = 102) was 3.9 months (2.3-5.5) and 10 months (7.3-12.8), respectively (Figures 1 and 2). Time to tumor progression in the whole population was

4.3 months (2.6-5.9). Radiological response was evaluable in 98 patients. Two patients (2%) achieved a CR, 23 (22.5%) patients had PR, and 42 (41.2%) presented SD as best response. The clinical benefit rate with vinflunine in the intent to treat populations was 65.7% of those treated (Table 3).

Median duration of response for those patients who achieved a complete or partial response (25 patients) was 9.6 months (CI 95% 6.7 – 12.4 months). Median progression free survival for those patients with stable disease (42 patients) as best response by RECIST was 5 months (CI 95% 3.7-6.4 months).

Among those with ECOG 0 or 1, median progression free survival was 7.0 (2.8-11.1) months and 3.1 (2.0-4.2) months, respectively (HR = 1.49; 95% CI 0.92-2.41; p = 0.102). Those patients with liver metastatic involvement (17.2%) had a median progression free and overall survival of 2.3 and 6.1 months, respectively (Figure 3). By contrast, all patients without liver metastasis (82.8%) had a median progression free survival of 4.4 months





and overall survival of 11.7 months. On the other hand, those patients asymptomatic at start of vinflunine (ECOG 0) had an overall survival of 13.2 months that compared favorably with the overall survival achieved by those patients with ECOG 1 or 2 (6.7 months) (Figure 4).

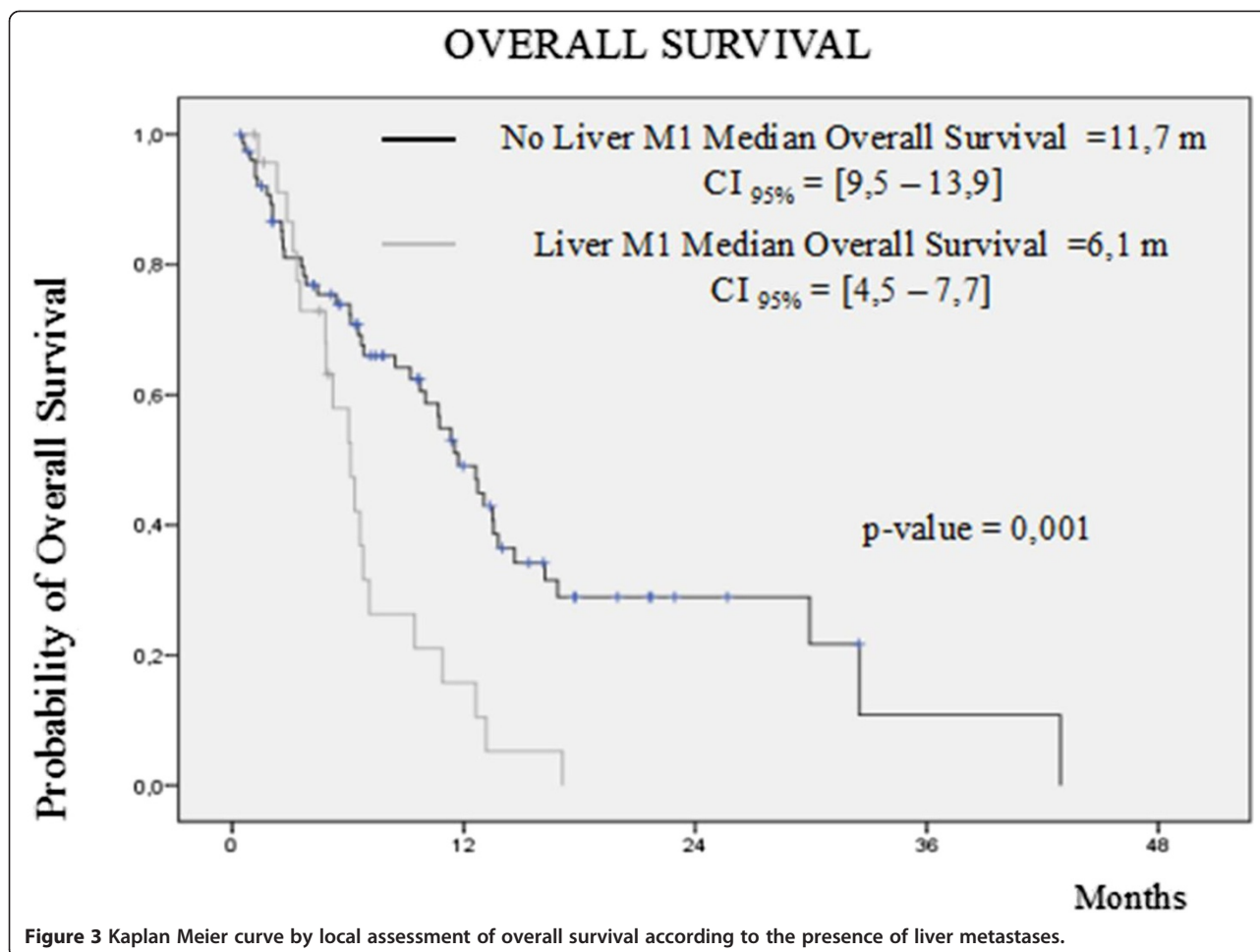
Table 3 Overall Response Rates according to the investigators

Best response	Investigator assessment N (%)
Complete response	2 (2.0%)
Partial response	23 (22.5%)
Stable disease	42 (41.2%)
Progressive disease	31 (30.4%)
Not evaluable	4 (3.9%)
Overall tumor response rate (CR + PR)	25 (24.5%)
Clinical benefit rate (CR + PR + SD)	67 (65.7%)

Discussion

The disseminated platinum-resistant TCCU population is clearly an unmet clinical need which, up to now, has not been solved. Modest activity in terms of overall survival in the pivotal trial means that patients' access to this drug might not be as fluid as it should. Therefore, a high proportion of patients with advanced TCCU will not receive any active treatment after failure of prior platinum-containing schemes.

Our study demonstrates that vinflunine is an active and safe drug for patients with platinum-resistant urothelial carcinomas treated in routine daily practice. The efficacy that we obtained was similar to the results achieved in the registration trial. In this respect, we reported an overall response rate of 24.5% which compares more than favorably with that achieved in the registration trial (8.1%). Disease control rate was also greater in our study (65.7%) than in the pivotal trial (41.1%). Two (2%) of the patients that received second-line vinflunine for advanced TCCU achieved a confirmed CR.

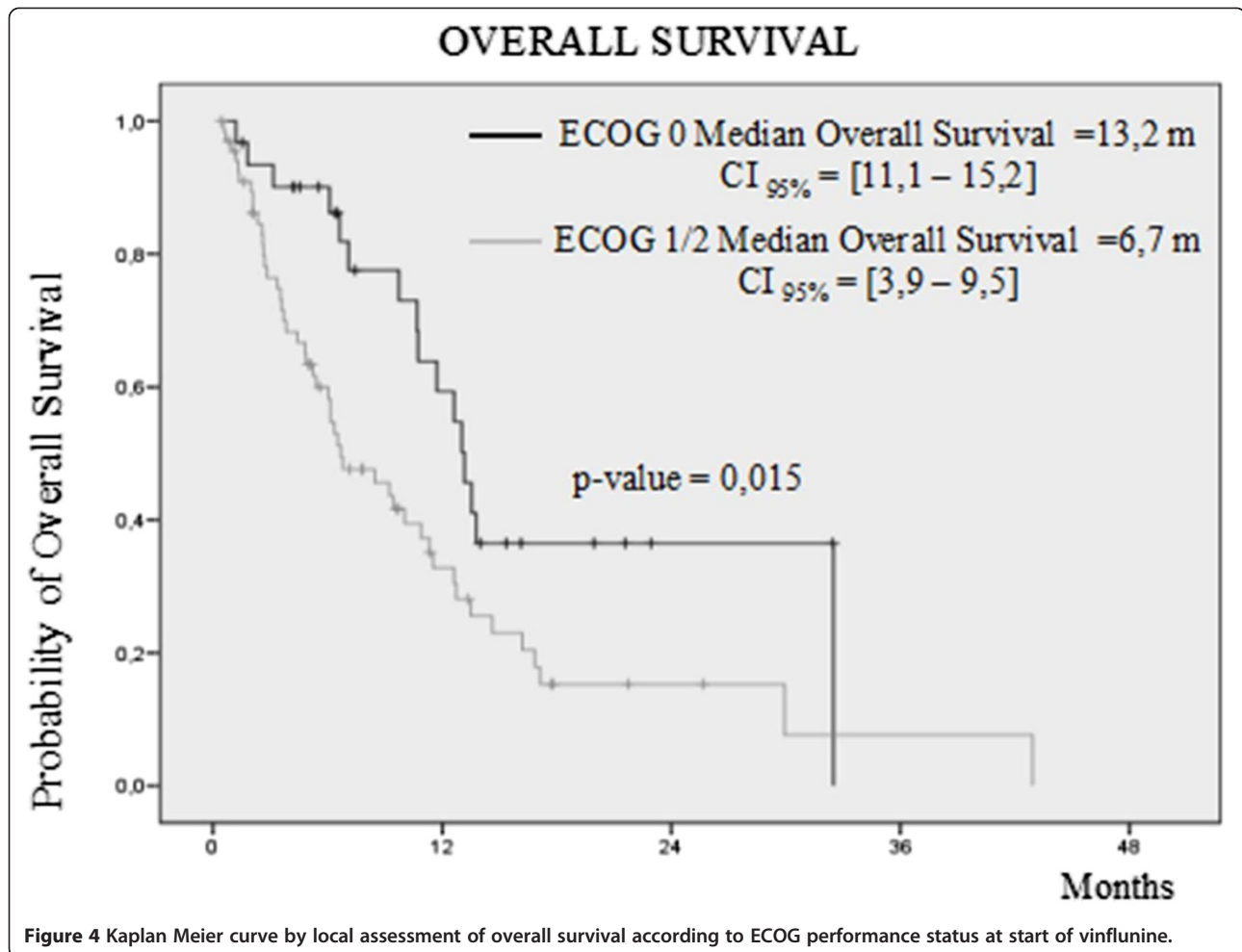


Similar results were achieved in terms of progression free and overall survival; in our series we observed 3.9 months and 10 months, respectively, which compared favorably to the 3.0 and 6.9 months achieved in the registration trial. Moreover, we were able to administer more cycles of vinflunine (4) to our patients than were administered to those in the pivotal trial (3). This is of particular importance since it reflects the good safety profile and management of vinflunine in daily clinical practice where comorbidities and patient performance status are very different to those in the selected patients recruited for industry-sponsored trials. To support the concept of vinflunine's good tolerability in daily clinical practice we can compare several adverse events grade 3 or 4 with those observed in the pivotal trial, such as constipation (5.9% vs 16.1%), vomiting (2% vs 2.8%), neutropenia (12.8% vs 50%), and abdominal pain (4.9% vs 4.0%). Nevertheless, since the image evaluation techniques were performed according to local practices, there could have been a delay in the evaluation timeline of responses in comparison with the fixed timeframe executed in the pivotal trial. This fact may affect the duration of vinflunine treatment in our series.

The presence of visceral metastasis, a poor performance status (ECOG > 0), and low basal hemoglobin levels (<10 gr/dl) are considered poor prognostic factors for overall survival in patients with metastatic TCCU who experienced treatment failure with the first-line platinum-based regimen included in the phase III vinflunine trial [37,38].

We also saw that impact on prognosis in our patients: those patients with ECOG 1 or 2 had less progression free and overall survival than those with ECOG 0 at baseline (3.1 months and 6.7 months vs 7.0 months and 13.2 months). The same was found with respect to the presence of visceral metastasis at the time of entering into the study. Those patients who had visceral metastasis in lungs or liver had poorer median progression free and overall survivals (2.6 months vs 7.1 months) than those who only had lymph nodes and/or bone metastasis involvement (6.1 months vs 11.3 months).

Similarly, patients with liver involvement had a statistically significant worst progression free survival (2.3 vs. 4.4 months; HR 1.66 CI_{95%} 1.02-2.7; p = 0.039) and overall survival (6.1 vs. 11.7 months; HR 2.44 CI_{95%} 1.41-4.23; p = 0.001) than those without liver involvement.



We could not find so far any correlation between initial dose used with clinical outcome nor a need for a further dose reduction.

The present study has several design limitations, such as being a retrospective analysis with no control group, efficacy and safety monitoring were not pre-specified (the investigator's own practice) and the bias in the selection of patients who were candidates for a second-line treatment approach, among others. However, the elevated rate of baseline comorbidities of patients included in the study, the high rate of distant metastasis and the high proportion of ECOG >0 make this group a true reflection of the general population of metastatic TCCU patients. Nevertheless, we lacked the candidate biomarkers of prospectively designed vinflunine trials which may have allowed us to better select patients who would have had greater possibilities of a higher clinical benefit. Along these lines, the Spanish Oncology Genitourinary Group (SOGUG) cooperative group is currently exploring the correlation between efficacy, anti-angiogenic tissue markers and epithelial-mesenchymal transition tissue markers in those patients who gave special informed consent and were treated with vinflunine.

Two similar experiences of vinflunine use in daily routine practice in Germany and France were recently reported in an abstract form [39,40]. German colleagues reported a response rate of 23.4% with a median overall survival of 7.7 months and an average of 4.7 cycles administered to 77 TCCU patients. French colleagues reported the results from 134 patients who received a median of 5 (1 to 23) cycles to reach a median progression free survival of 4.2 months, an overall response rate of 22% and an overall survival of 8.2 months. Cross report comparison seems to confirm that the outcomes achieved in the registration trial are reproducible in routine daily practice.

In conclusion, the results from this study confirm that the efficacy and safety of vinflunine in second-line treatment of metastatic TCCU patients who have failed platinum-based schemes in a trial population can be reproduced in an unselected group of patients with metastatic TCCU. Compared to published data, those patients treated with vinflunine in daily clinical practice show similar results to those previously reported. The patients included in our study represent an unselected group with metastatic TCCU and,

therefore, the results demonstrate that the pivotal results can be reproduced in the general population. No relevant differences in toxicity patterns and length of treatment were observed. These results are encouraging and imply that the clinical trial results seen with vinflunine could be translated into routine clinical practice. Taking these results into consideration, vinflunine seems to be a reasonable option in daily clinical practice for patients with advanced TCCU who experience progression after first-line platinum-based chemotherapy.

Conclusions

Patients who progress under or after platinum-based chemotherapy schemes have a very poor prognosis with a life expectancy of less than 6 months. Vinflunine is the only drug which has been approved, at least in Europe, for the treatment of these patients. Clinical setting reproducibility of the outcomes achieved in pivotal clinical trials is sometimes troublesome. We performed a retrospective analysis of the clinical outcome in terms of activity and safety in 102 unselected, consecutively treated patients with metastatic TCCU who had previously progressed after one prior platinum-containing regimen. Patients received a median of 4 cycles of vinflunine treatment (range between 1 and 18). Median progression free and overall survival for all patients (N = 102) was 3.9 months (2.3-5.5) and 10 months (7.3-12.8), respectively. Time to tumor progression in the intention to treat population was 4.3 months (2.6-5.9). Radiological response was evaluable in 98 patients. Two patients (2%) achieved a CR, 23 (22.5%) patients had PR, and 42 (41.2%) presented SD as best response. Furthermore, 65.7% of patients demonstrated a clinical benefit with vinflunine. These results of vinflunine in daily clinical practice resemble those achieved in the pivotal trial. The toxicity profile was also similar to that reported previously. Taking all these outcomes into consideration we believe that the results are encouraging and imply that the clinical trial results obtained with vinflunine can be translated into routine clinical practice. Nevertheless, there is an overwhelming need to incorporate new objective translational biomarkers that might help us better select the right treatment for our patients.

Competing interest

The authors declare that they have no competing interests.

Authors' contributions

All authors contributed equally to this work. All authors read and approved the final manuscript.

Authors' information

Daniel Castellano is the first author.

Acknowledgements

The authors acknowledge the elements of the services included, without which treatment and follow-up of this group of patients would not have

been possible. The authors also thank Pierre-Fabre for medical writing support.

Author details

¹Medical Oncology Department, 12 de Octubre University Hospital, Madrid, Spain. ²Medical Oncology Department, Clínico San Carlos University Hospital, Madrid, Spain. ³Research Fellow in Uro-Oncology, Cambridge University Health Partners, Cambridge, UK. ⁴Medical Oncology Department, Clínico de Valencia University Hospital, Valencia, Spain. ⁵Medical Oncology Department, MD Anderson Cancer Center, Madrid, Spain. ⁶Medical Oncology Department, Guadalajara University Hospital, Guadalajara, Spain. ⁷Medical Oncology Department, Orense Hospital Complex, Orense, Spain. ⁸Medical Oncology Department, Virgen de la Salud University Hospital, Toledo, Spain. ⁹Medical Oncology Department, Son Llatzer Hospital, Mallorca, Spain. ¹⁰Medical Oncology Department, Ramón y Cajal University Hospital, Ctra. de Colmenar Viejo km. 9,100, 28034 Madrid, Spain.

Received: 4 December 2013 Accepted: 2 October 2014

Published: 24 October 2014

References

1. Siegel R, Naishadham D, Jemal A: **Cancer statistics, 2013.** *CA Cancer J Clin* 2013, **63**(1):11–30.
2. von der Maase H, Sengelov L, Roberts JT, Ricci S, Dogliotti L, Oliver T, Moore MJ, Zimmermann A, Arning M: **Long-term survival results of a randomized trial comparing gemcitabine plus cisplatin, with methotrexate, vinblastine, doxorubicin, plus cisplatin in patients with bladder cancer.** *J Clin Oncol* 2005, **23**(21):4602–4608.
3. Roberts JT, von der Maase H, Sengelov L, Conte PF, Dogliotti L, Oliver T, Moore MJ, Zimmermann A, Arning M: **Long-term survival results of a randomized trial comparing gemcitabine/cisplatin and methotrexate/vinblastine/doxorubicin/cisplatin in patients with locally advanced and metastatic bladder cancer.** *Ann Oncol* 2006, **17**:118–122.
4. Bellmunt J, von der Maase H, Mead GM, Skoneczna I, De Santis M, Daugaard G, Boehle A, Chevreau C, Paz-Ares L, Laufman LR, Winquist E, Raghavan D, Marreaud S, Collette S, Sylvester R, de Wit R: **Randomized phase III study comparing paclitaxel/cisplatin/gemcitabine and gemcitabine/cisplatin in patients with locally advanced or metastatic urothelial cancer without prior systemic therapy: EORTC Intergroup Study 30987.** *J Clin Oncol* 2012, **30**(10):1107–1113.
5. Clark PE, Agarwal N, Biagioli MC, Eisenberger MA, Greenberg RE, Herr HW, Inman BA, Kuban DA, Kuzel TM, Lele SM, Michalski J, Pagliaro LC, Pal SK, Patterson A, Plimack ER, Pohar KS, Porter MP, Richie JP, Sexton WJ, Shipley WU, Small EJ, Spiess PE, Trump DL, Wile G, Wilson TG, Dwyer M, Ho M, National Comprehensive Cancer Network (NCCN): **Bladder cancer.** *J Natl Compr Canc Netw* 2013, **11**(4):446–475.
6. Bellmunt J, Petrylak DP: **New therapeutic challenges in advanced bladder cancer.** *Semin Oncol* 2012, **39**(5):598–607.
7. Castellano D, Carles J, Esteban E, Trigo JM, Climent MÁ, Maroto JP, del Muro XG, Font A, Paz-Ares L, Arranz JA, Bellmunt J: **Recommendations for the optimal management of early and advanced urothelial carcinoma.** *Cancer Treat Rev* 2012, **38**(5):431–441.
8. Bellmunt J, Orsola A, Wiegel T, Guix M, De Santis M, Kataja V: **Bladder cancer: ESMO Clinical Practice Guidelines for diagnosis, treatment and follow-up.** *Ann Oncol* 2011, **22**:45–49.
9. Vaughn DJ, Broome CM, Hussain M, Guthel JC, Markowitz AB: **Phase II trial of weekly paclitaxel in patients with previously treated advanced urothelial cancer.** *J Clin Oncol* 2002, **20**(4):937–940.
10. Ko YJ, Canil CM, Mukherjee SD, Winquist E, Elser C, Eisen A, Reaume MN, Zhang L, Sridhar SS: **Nanoparticle albumin-bound paclitaxel for second-line treatment of metastatic urothelial carcinoma: a single group, multicentre, phase 2 study.** *Lancet Oncol* 2013, **14**(8):769–776.
11. Beer TM, Goldman B, Nichols CR, Petrylak DP, Agarwal M, Ryan CW, Crawford ED, Southwest Oncology Group: **Southwest Oncology Group phase II study of irinotecan in patients with advanced transitional cell carcinoma of the urothelium that progressed after platinum-based chemotherapy.** *Clin Genitourin Cancer* 2008, **6**(1):36–39.
12. Dreicer R, Li S, Manola J, Haas NB, Roth BJ, Wilding G, Eastern Cooperative Oncology Group: **Phase 2 trial of epothilone Banalog BMS-247550 (ixabepilone) in advanced carcinoma of the urothelium (E3800):**

- a trial of the Eastern Cooperative Oncology Group. *Cancer* 2007, **110**(4):759–763.
13. Rosenberg JE, Halabi S, Sanford BL, Himmelstein AL, Atkins JN, Hohl RJ, Millard F, Bajorin DF, Small EJ, Cancer and Leukemia Group B: **Phase II study of bortezomib in patients with previously treated advanced urothelial tract transitional cell carcinoma: CALGB 90207.** *Ann Oncol* 2008, **19**(5):946–950.
 14. Galsky MD, Mironov S, Iasonos A, Scattergood J, Boyle MG, Bajorin DF: **Phase II trial of pemetrexed as second-line therapy in patients with metastatic urothelial carcinoma.** *Invest New Drugs* 2007, **25**(3):265–270.
 15. Winquist E, Vokes E, Moore MJ, Schumm LP, Hoving K, Stadler WM: **A Phase II study of oxaliplatin in urothelial cancer.** *Urol Oncol* 2005, **23**(3):150–154.
 16. Witte RS, Elson P, Bono B, Knop R, Richardson RR, Dreicer R, Loehrer PJ Sr: **Eastern Cooperative Oncology Group phase II trial of ifosfamide in the treatment of previously treated advanced urothelial carcinoma.** *J Clin Oncol* 1997, **15**(2):589–593.
 17. Wülfing C, Machiels JP, Richel DJ, Grimm MO, Treiber U, De Groot MR, Beuzebec P, Parikh R, Pétavy F, El-Hariry IA: **A single-arm, multicenter, open label phase 2 study of lapatinib as the second-line treatment of patients with locally advanced or metastatic transitional cell carcinoma.** *Cancer* 2009, **115**(13):2881–2890.
 18. McCaffrey JA, Hilton S, Mazumdar M, Sadan S, Kelly WK, Scher HI, Bajorin DF: **Phase II trial of docetaxel in patients with advanced or metastatic transitional-cell carcinoma.** *J Clin Oncol* 1997, **15**(5):1853–1857.
 19. Lorusso V, Pollera CF, Antimi M, Luporini G, Gridelli C, Frassinetti GL, Oliva C, Pacini M, De Lena M: **A phase II study of gemcitabine in patients with transitional cell carcinoma of the urinary tract previously treated with platinum.** Italian Co-operative Group on Bladder Cancer. *Eur J Cancer* 1998, **34**(8):1208–1212.
 20. Witte RS, Manola J, Burch PA, Kuzel T, Weinshel EL, Loehrer PJ Sr: **Topotecan in previously treated advanced urothelial carcinoma: an ECOG phase II trial.** *Invest New Drugs* 1998, **16**(2):191–195.
 21. Petrylak DP, Tangen CM, Van Veldhuizen PJ, Jr GJW, Twardowski PW, Atkins JN, Kakhil SR, Lange MK, Mansukhani M, Crawford ED: **Results of the Southwest Oncology Group phase II evaluation (study S0031) of ZD1839 for advanced transitional cell carcinoma of the urothelium.** *BJU Int* 2010, **105**(3):317–321.
 22. Dreicer R, Li H, Stein M, DiPaola R, Eleff M, Roth BJ, Wilding G: **Phase 2 trial of sorafenib in patients with advanced urothelial cancer: a trial of the Eastern Cooperative Oncology Group.** *Cancer* 2009, **115**(18):4090–4095.
 23. Gallagher DJ, Al-Ahmadie H, Ostrovnaya I, Gerst SR, Regazzi A, Garcia-Grossman I, Riches J, Gounder SK, Flaherty AM, Trout A, Milowsky MI, Bajorin DF: **Sunitinib in urothelial cancer: clinical, pharmacokinetic, and immunohistochemical study of predictors of response.** *Eur Urol* 2011, **60**(2):344–349.
 24. Pili R, Qin R, Flynn PJ, Picus J, Millward M, Ho WM, Pitot H, Tan W, Miles KM, Erlichman C, Vaishampayan U: **A phase II safety and efficacy study of the vascular endothelial growth factor receptor tyrosine kinase inhibitor pazopanib in patients with metastatic urothelial cancer.** *Clin Genitourin Cancer* 2013.
 25. Meluch AA, Burris HS, Greco FA, Hainsworth JD: **Gemcitabine and paclitaxel combination therapy in transitional cell carcinoma of the urothelium.** *Eur J Cancer* 2000, **36**:30–33.
 26. Milowsky MI, Nanus DM, Maluf FC, Mironov S, Shi W, Iasonos A, Riches J, Regazzi A, Bajorin DF: **Final results of sequential doxorubicin plus gemcitabine and ifosfamide, paclitaxel, and cisplatin chemotherapy in patients with metastatic or locally advanced transitional cell carcinoma of the urothelium.** *J Clin Oncol* 2009, **27**(25):4062–4067.
 27. Kouno T, Ando M, Yonemori K, Matsumoto K, Shimizu C, Katsumata N, Komiya M, Okajima E, Matsuoka N, Fujimoto H, Fujiwara Y: **Weekly paclitaxel and carboplatin against advanced transitional cell cancer after failure of a platinum-based regimen.** *Eur Urol* 2007, **52**(4):1115–1122.
 28. Sonpavde G, Sternberg CN, Rosenberg JE, Hahn NM, Galsky MD, Vogelzang NJ: **Second-line systemic therapy and emerging drugs for metastatic transitional-cell carcinoma of the urothelium.** *Lancet Oncol* 2010, **11**(9):861–870.
 29. Aparicio LM, Pulido EG, Gallego GA: **Vinflunine: a new vision that may translate into antiangiogenic and antimetastatic activity.** *Anticancer Drugs* 2012, **23**(1):1–11.
 30. Braguer D, Barret JM, McDaid H, Kruczynski A: **Antitumor activity of vinflunine: effector pathways and potential for synergies.** *Semin Oncol* 2008, **35**:S13–S21.
 31. Kruczynski A, Hill BT: **Vinflunine, the latest Vinca alkaloid in clinical development. A review of its preclinical anticancer properties.** *Crit Rev Oncol Hematol* 2001, **40**(2):159–173.
 32. Coderch C, Morreale A, Gago F: **Tubulin-based structure-affinity relationships for antimitotic Vinca alkaloids.** *Anticancer Agents Med Chem* 2012, **12**(3):219–225.
 33. Culine S, Theodore C, De Santis M, Bui B, Demkow T, Lorenz J, Rolland F, Delgado FM, Longerey B, James N: **A phase II study of vinflunine in bladder cancer patients progressing after first-line platinum-containing regimen.** *Br J Cancer* 2006, **94**(10):1395–1401.
 34. Vaughn DJ, Srinivas S, Stadler WM, Pili R, Petrylak D, Sternberg CN, Smith DC, Ringuette S, de Wit E, Pautret V, George C: **Vinflunine in platinum pretreated patients with locally advanced or metastatic urothelial carcinoma: results of a large phase 2 study.** *Cancer* 2009, **115**(18):4110–4117.
 35. Bellmunt J, Théodore C, Demkov T, Komyakov B, Sengelov L, Daugaard G, Caty A, Carles J, Jagiello-Gruszfeld A, Karyakin O, Delgado FM, Hurteloup P, Winquist E, Morsli N, Salhi Y, Culine S, von der Maase H: **Phase III trial of vinflunine plus best supportive care compared with best supportive care alone after a platinum-containing regimen in patients with advanced transitional cell carcinoma of the urothelial tract.** *J Clin Oncol* 2009, **27**(27):4454–4461.
 36. Bellmunt J, Fougeray R, Rosenberg JE, von der Maase H, Schutz FA, Salhi Y, Culine S, Choueiri TK: **Long-term survival results of a randomized phase III trial of vinflunine plus best supportive care versus best supportive care alone in advanced urothelial carcinoma patient after failure of platinum-based chemotherapy.** *Ann Oncol* 2013, **24**(6):1466–1472.
 37. Jessen C, Agerbaek M, Von Der Maase H: **Predictive factors for response and prognostic factors for long-term survival in consecutive, single institution patients with locally advanced and/or metastatic transitional cell carcinoma following cisplatin-based chemotherapy.** *Acta Oncol* 2009, **48**(3):411–417.
 38. Bellmunt J, Choueiri TK, Fougeray R, Schutz FA, Salhi Y, Winquist E, Culine S, von der Maase H, Vaughn DJ, Rosenberg JE: **Prognostic factors in patients with advanced transitional cell carcinoma of the urothelial tract experiencing treatment failure with platinum-containing regimens.** *J Clin Oncol* 2010, **28**(11):1850–1855.
 39. Hegele A, de Geeter P, Goebell P, Matz U, de Schultz W, Retz M: **Vinflunine in routine practice for the treatment of advanced or metastatic urothelial cell carcinoma in Germany.** *Eur J Cancer* 2013, **49**(Supplement 2):S669.
 40. Medioni J, Guillot A, Spaeth D, Di Palma M, Theodore C: **Historical data in real life from patients treated by vinflunine for an advanced or metastatic urothelial carcinoma: Results of the CURVE study.** *Eur J Cancer* 2013, Supplement 2:S646–S647.

doi:10.1186/1471-2407-14-779

Cite this article as: Castellano et al.: Safety and effectiveness of vinflunine in patients with metastatic transitional cell carcinoma of the urothelial tract after failure of one platinum-based systemic therapy in clinical practice. *BMC Cancer* 2014 **14**:779.

Submit your next manuscript to BioMed Central and take full advantage of:

- Convenient online submission
- Thorough peer review
- No space constraints or color figure charges
- Immediate publication on acceptance
- Inclusion in PubMed, CAS, Scopus and Google Scholar
- Research which is freely available for redistribution

Submit your manuscript at
www.biomedcentral.com/submit

